



Atecpool Matrix Extra Flat Mini LED



MX90WW

Matrix Series ABS LED Lighting

Extra Flat Lights

Resin filled extra flat mini ABS LED lighting for surface mounting. (Available in three different sizes)

Ø90 mm x 20 mm (6W), Ø120 mm x 25 mm (8W), Ø150 mm x25 mm (18W).



20711

Extra Flat Mini ABS LED Lighting

Extra Flat Lights

Resin filled extra flat mini ABS LED lighting for surface mounting. (Available in single size)

Ø100 mm x 12 mm (5W). Color temp. 6500K, 3000K, Blue



20768

Extra Flat Mini S.S. LED Lighting

Extra Flat Lights

Resin filled extra flat mini SS316 LED lighting for surface mounting. (Available in three different sizes)

Ø100 mm x 12 mm, Ø150 mm x 18 mm, Ø180 mm x 18 mm.

2 years warranty

Matrix Mini LED Lighting

ABS Surface Mounted

Atecpool Matrix LED Lighting

Fully resin filled panel LED for surface mounting installations. Color Temp: 6000K and 3000K.
Size: Ø90mm x 20mm (6W).

Specifications

- Electrical Connection: 12V AC
- Construction: Moulded housing ABS
- Protection Class: IP68
- Beam Angle: 120°
- Supplied with 2 m cable

Matrix 90 LED Light

Ø90 mm x 20 mm



MX90RGB

Code	Description	Color temp	Power / Voltage	Lumen
MX90CW	Matrix Light Panel 62 LED CW ABS	6000K	6W / 12 VAC	240 lm
MX90WW	Matrix Light Panel 62 LED WW ABS	3000K	6W / 12 VAC	210 lm



Matrix 120 LED Light


Ø120 mm x 25 mm



MX120RGB

RGB Lights are synchronized using Atecpool Fixed Color Modulators with a remote that allows you to chose direct color without following preset modes.

Code	Description	Color temp	Power / Voltage	Lumen
MX120RGB	Matrix Light Panel 108 LED RGB ABS	RGB	8W / 12 VAC	220 lm
MX120CW	Matrix Light Panel 108 LED CW ABS	6000K	8W / 12 VAC	360 lm
MX120WW	Matrix Light Panel 108 LED WW ABS	3000K	8W / 12 VAC	310 lm



Matrix 150 LED Light

Ø150 mm x 25 mm



MX150RGB

RGB Lights are synchronized using Atecpool Fixed Color Modulators with a remote that allows you to chose direct color without following preset modes.

Code	Description	Color temp	Power / Voltage	Lumen
MX150RGB	Matrix Light Panel 252 LED RGB ABS	RGB	18W / 12 VAC	480 lm
MX150CW	Matrix Light Panel 252 LED CW ABS	6000K	18W / 12 VAC	680 lm
MX150WW	Matrix Light Panel 252 LED WW ABS	3000K	18W / 12 VAC	550 lm



Extra Flat Mini ABS LED Light

ABS Surface Mounted

Atecpool Extra Flat Mini 54 LED ABS Lighting

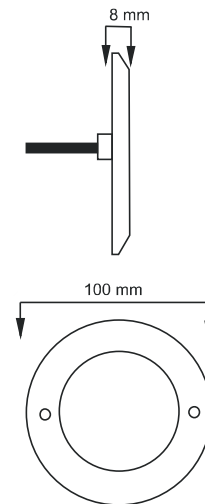
Fully resin filled panel 54 LED for surface mounting installations. Color Temp: 6500K / 2700K.
Size: Ø100mm x 8 mm.

Specifications

- Electrical Connection: 12V DC
- Construction: Moulded housing ABS
- Protection Class: IP68
- Beam Angle: 120°
- Supplied with 3 m cable



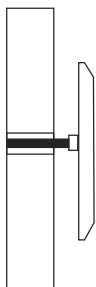
20711



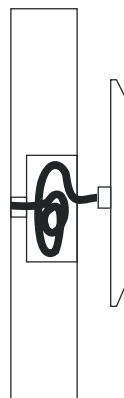
Code	20711	20755
Power	5 W	5 W
Led quantity	56 pieces	
Luminous Flux	230 lm	190 lm
CCT Selection	6500K	2700K
Color code	Cool White	Warm White
Beam angle	120°	120°
Dimension (Ø x height)	100 x 12 mm	100 x 12 mm
Net Weight	0,165 kg	
Input Voltage	12V DC	
Insulation class / Rating	Class III / IP68	

Mounting options

Option 1



Option 2



Extra Flat Mini SS LED Light

SS Surface Mounted

Atecpool Extra Flat Mini SS Lighting

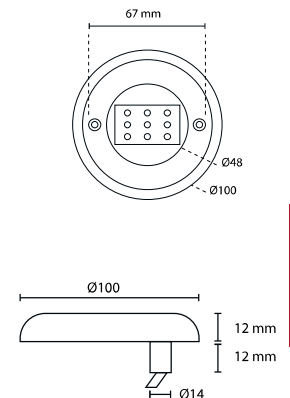
Fully resin filled panel LED for surface mounting installations in stainless steel construction. Color temperature: 6500K, 3000K and RGB. Sizes: Ø100mm x 12mm, Ø150mm x 18mm, Ø180mm x 18mm.

Extra Flat Mini SS 9 LED Lights



20768

Code	20768	20765	20769
Power	10 W	10 W	10 W
Led type	CREE XPE LED		
Construction	Stainless Steel AISI 316		
Luminous Flux	600 lm	550 lm	330 lm
CCT Selection	6500K	3000K	RGB (4 core)
Color code	Cool White	Warm White	RGB
Beam angle	120°	120°	120°
Dimension (Ø x height)	100 x 12 mm	100 x 12 mm	100 x 12 mm
Net Weight		0.165 kg	
Input Voltage	12V DC	12V DC	24V DC
Insulation class / Rating		Class III / IP68	

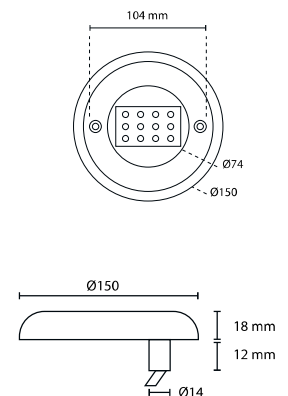


Extra Flat Mini SS 12 LED Lights



20791

Code	20791	20770	20792
Power	18 W	18 W	18 W
Led type	CREE XPE LED		
Construction	Stainless Steel AISI 316		
Luminous Flux	925 lm	850 lm	680 lm
CCT Selection	6500K	3000K	RGB (4 core)
Color temp	Cool White	Warm White	RGB
Beam angle	120°	120°	120°
Dimension (Ø x height)	150 x 18 mm	150 x 18 mm	150 x 18 mm
Net Weight		0.320 kg	
Input Voltage	12V AC	12V AC	24V DC
Insulation Class/ Rating		Class III / IP68	



Extra Flat Mini SS 18 LED Lights



20795

Code	20795	20794	20796
Power	25 W	25 W	25 W
Led type	CREE XPE LED		
Construction	Stainless Steel AISI 316		
Luminous Flux	2100 lm	1920 lm	1015 lm
CCT Selection	6500K	3000K	RGB (4 core)
Color temp	Cool White	Warm White	RGB
Beam angle	120°	120°	120°
Dimension (Ø x height)	180 x 18 mm	180 x 18 mm	180 x 18 mm
Net Weight		0.630 kg	
Input Voltage	12V AC	12V AC	24V DC
Insulation Class/ Rating		Class III / IP68	

