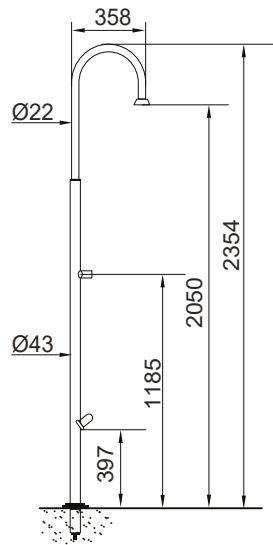


Atecpool Shower & Curtains Stainless Steel



Standard Shower Single Head
With Footwasher

Specifications

- Stainless steel tube AISI 304L Ø43 mm
- Shower taps: chrome-plated brass w/ trims
- Footwasher: taps chrome-plated brass

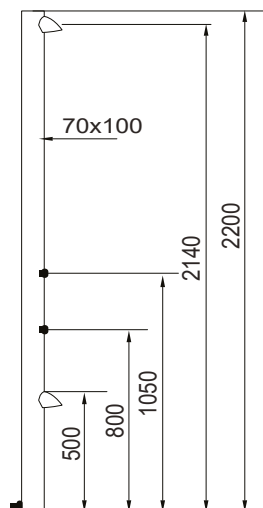
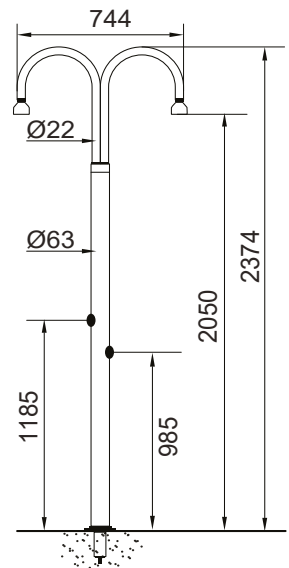
Code	Type	Weight (kg)	Volume (m ³)
00127040	Manual	5.1	0.04

Shower Double Head
With Footwasher auto & manual

Specifications

- Stainless steel tube AISI 304L Ø63 mm
- Taps: Independent automatic valve, chrome-plated with trims

Code	Type	Weight (kg)	Volume (m ³)
00126042	Manual	8.0	0.05
00127042	Automatic	8.0	0.05



Oval Shower
With Footwasher

Specifications

- Stainless steel tube AISI 304L Ø84 mm
- Shower taps: chrome-plated automatic valve w/ trims
- Footwasher: Taps chrome-plated automatic valve with trim

Code	Type	Weight (kg)	Volume (m ³)
00126045	Automatic	12	0.083