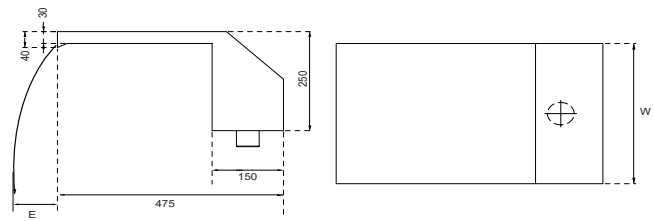


Ornamental Water Feature Stainless Steel Waterfalls

Waterfall AISI 316


AISI 316 stainless steel. Available in two widths: 300 mm and 600 mm. Water supply through the return circuit of the pool filter or through dedicated pump.



Code	Width (mm)	Connection (inches)	Distance E (mm)	Flow Rate (m ³ /h)	Weight (kg)
14200023	300	1.5"	270	7	6.9
14200024	600	2"	250	10	11.9
14200025	900	2.5"	260	17	16.9


Stainless Steel Waterfalls

Stainless Steel AISI 316 sheer descent creating stunning water blades. Can be installed indoor or outdoor. Stainless Steel Waterfalls are easy to install, durable and custom made. Either recessed into the wall or protruded outside. Stainless steel water blades creates water curtain effects, optional with brilliant LED colour changing.



Optional LED Light Installation on Stainless Steel Weirs

- Install the LED light strip into the channel at rear of the weir with LED's facing towards the front.
- Secure the LED strip with the metal tabs on the channel.
- Connect power cable of the LED light strip to transformer supplied along with.



ColorWheel LED Waterfall Control

LED Waterfalls Control & Accessories

ColorWheel LED Waterfall Control

Fully Programmable Controller

Use the remote control to save and recall your favourite colors & shows at any point in time.



Total Dimming & Color Control

Select any custom color in the rainbow wheel, Control color changing speed & set custom brightness with dimming controls all with the help of the touch sensitive colour wheel remote.

Features

- Programmable lighting control.
- Total control of LED colours.
- Control Brightness, cycle & colours.
- Remote with touch-sensitive colour control wheel.
- Program & save settings.
- Up to 27.5 m depending on installation.



Code	Description
5600-RC	Colour wheel Remote for LED waterfall
5600-PS	150W - 12V DC Power Supply for LED waterfall
5600-CT	Controller for LED waterfall
5600-BX	Plastic Power Supply Box

