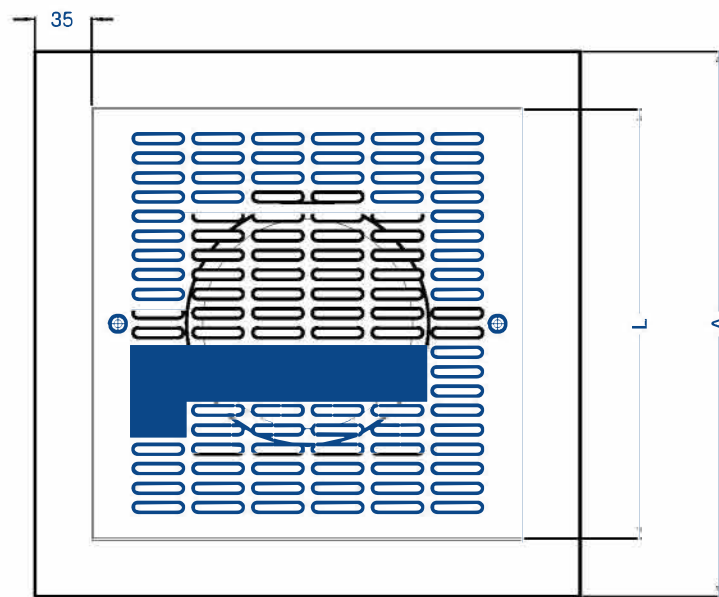
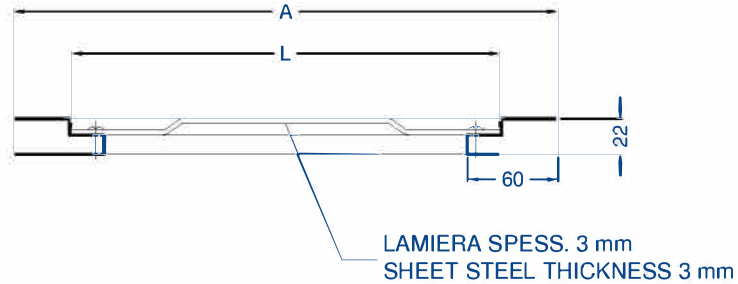


# Atecpool

## Anti-Vortex Frame and Grate AISI 316

FOR CONCRETE POOLS

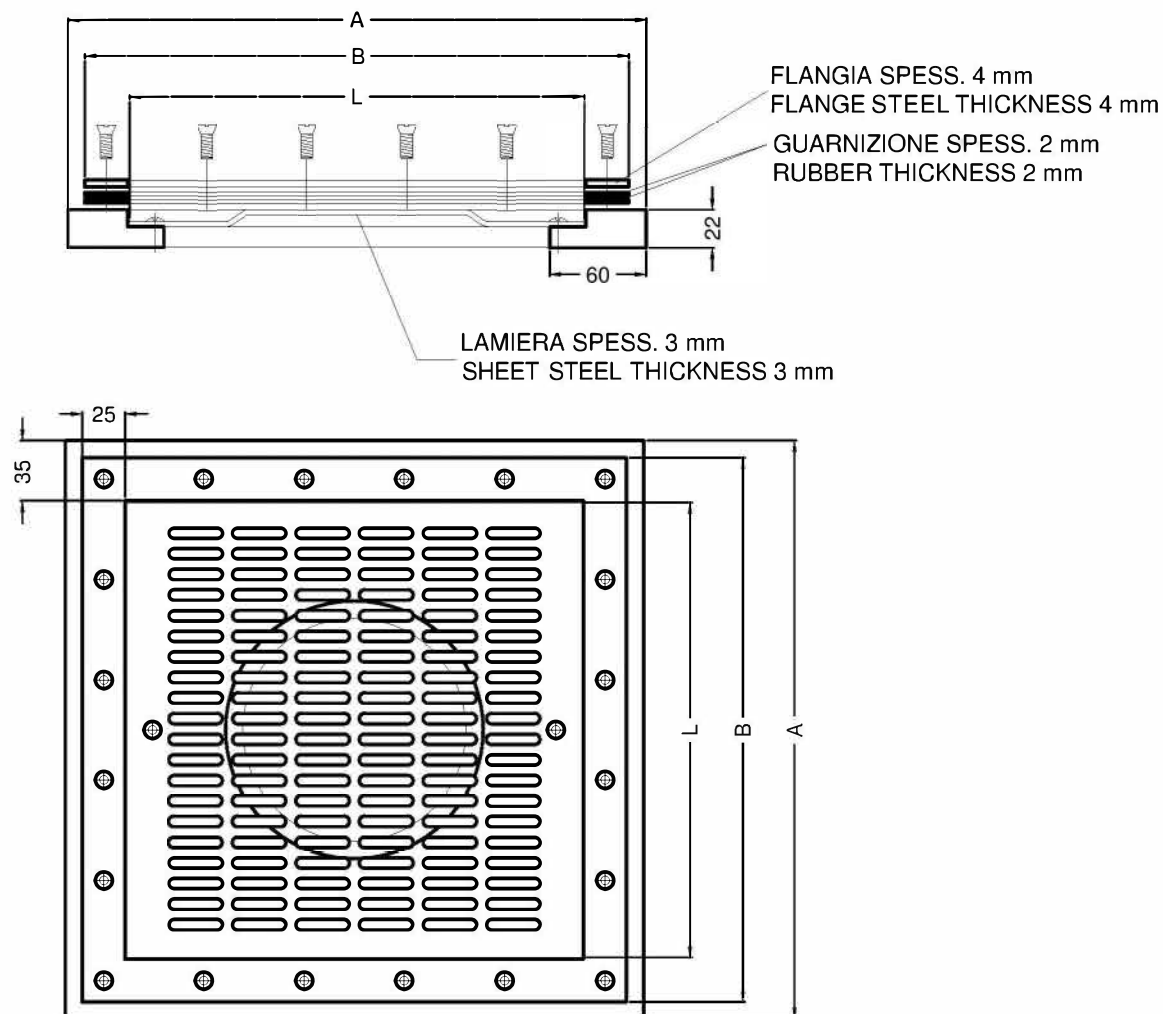


CODICE CODE	TIPO TYPE	A	L	PORTATA RANGE
	mm	mm	mm	mc / h
<b>10528902</b>	250 X 250	325 X 325	250 X 250	28
<b>10528130</b>	300 X 300	380 X 380	300 X 300	39
<b>10528140</b>	400 X 400	480 X 480	400 X 400	69
<b>10528150</b>	450 X 450	580 X 580	500 X 500	108



PER PISCINE PREFABBRICATE / LINER

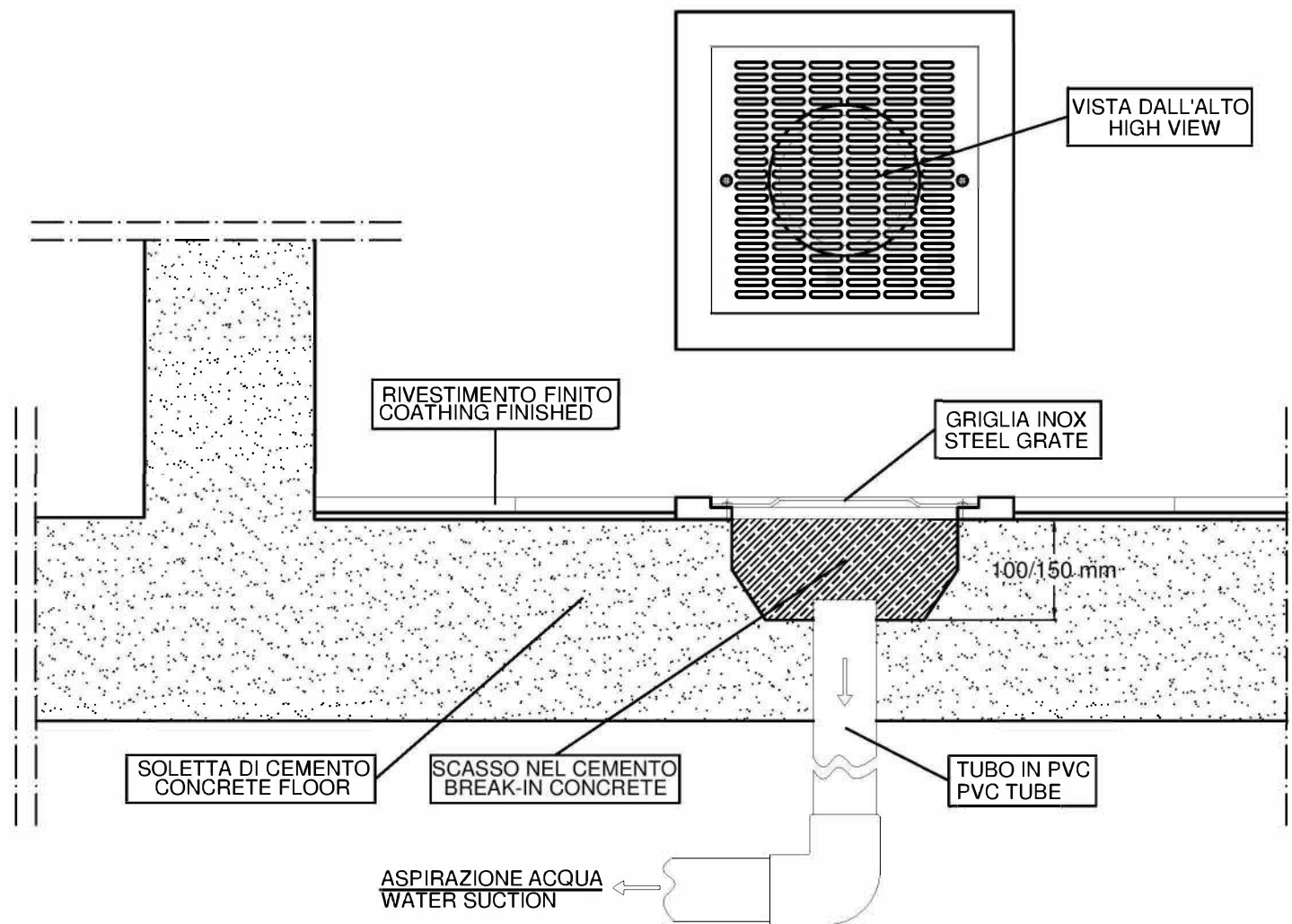
FOR PREFABRICATED / LINER POOLS



CODICE CODE	TIPO TYPE	A	L	B	PORTATA RANGE
	mm	mm	mm	mm	mc / h
<b>10528902</b>	250 X 250	325 X 325	250 X 250	305 X 305	28
<b>10528130</b>	300 X 300	380 X 380	300 X 300	360 X 360	39
<b>10528140</b>	400 X 400	480 X 480	400 X 400	460 X 460	69
<b>10528150</b>	450 X 450	580 X 580	500 X 500	560 X 560	108

# Atecpool

## Anti-Vortex Frame and Grate AISI 316



# Atecpool

## Anti-Vortex Frame and Grate AISI 316

